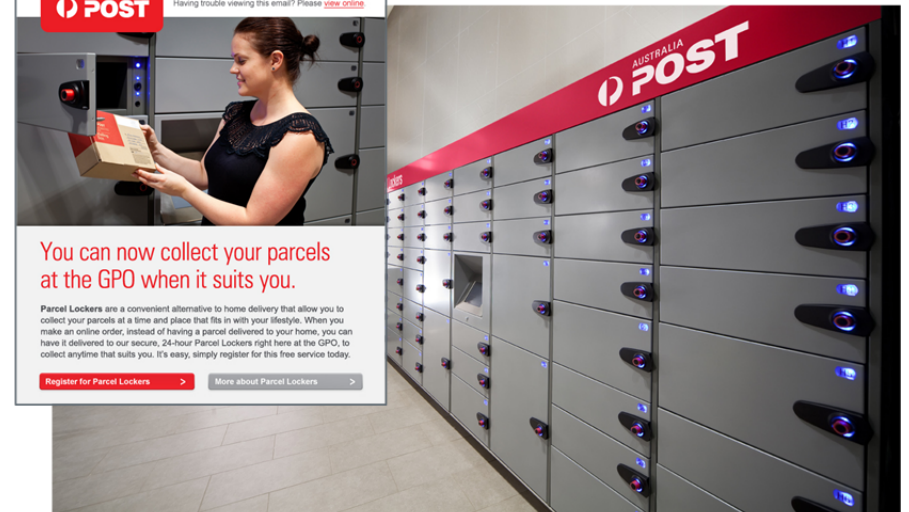



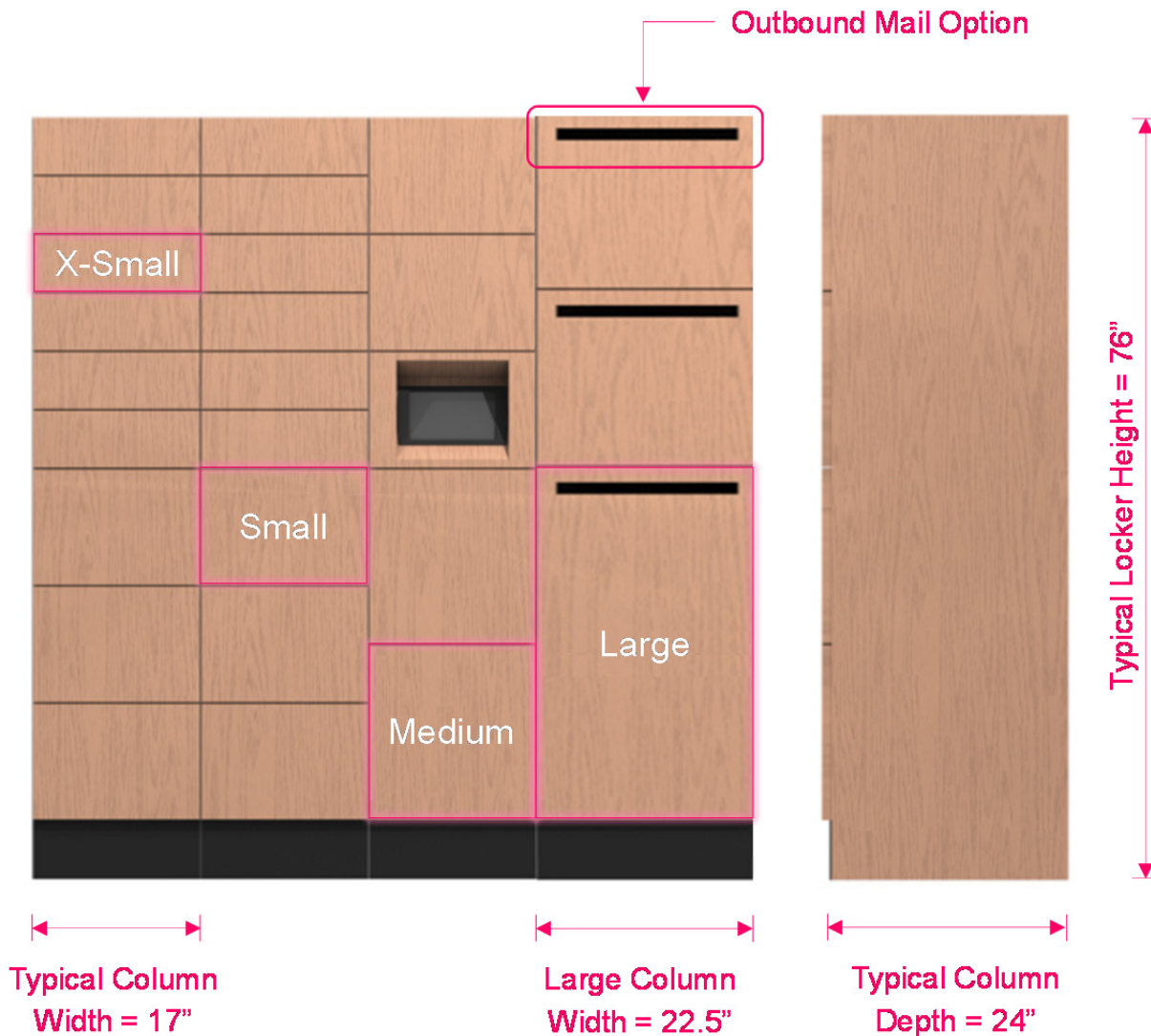
# Millwork ... Metalwork It's about the intelligence!



packaged asset  
delivery INC



## TYPICAL LOCKER CONFIGURATION:



## INTERNAL LOCKER DIMENSIONS:

Locker Size	Internal Locker Dimension			Max # Lockers per Column
	Height	Width	Depth	
X-Small	5"	13.5"	22.5"	12
Small	10"	13.5"	22.5"	6
Medium	16.25"	13.5"	22.5"	4
Large	33.25"	22.5"	22.5"	2

## NOTES:

- Lockers are provided in a modular column format
- Locker Banks comprise multiple columns and one end panel.
- To calculate Locker Bank width, sum all column widths and add 0.75" for the end panel
- Outbound Mail option also available
- Locker Banks can be customized to order in millwork or metalwork finishes



packaged asset  
delivery INC

For more information:

1-855-800-3115

[www.pad.tz.net](http://www.pad.tz.net)